

2012 IMA Holiday Report



Illinois Manufacturers' Association

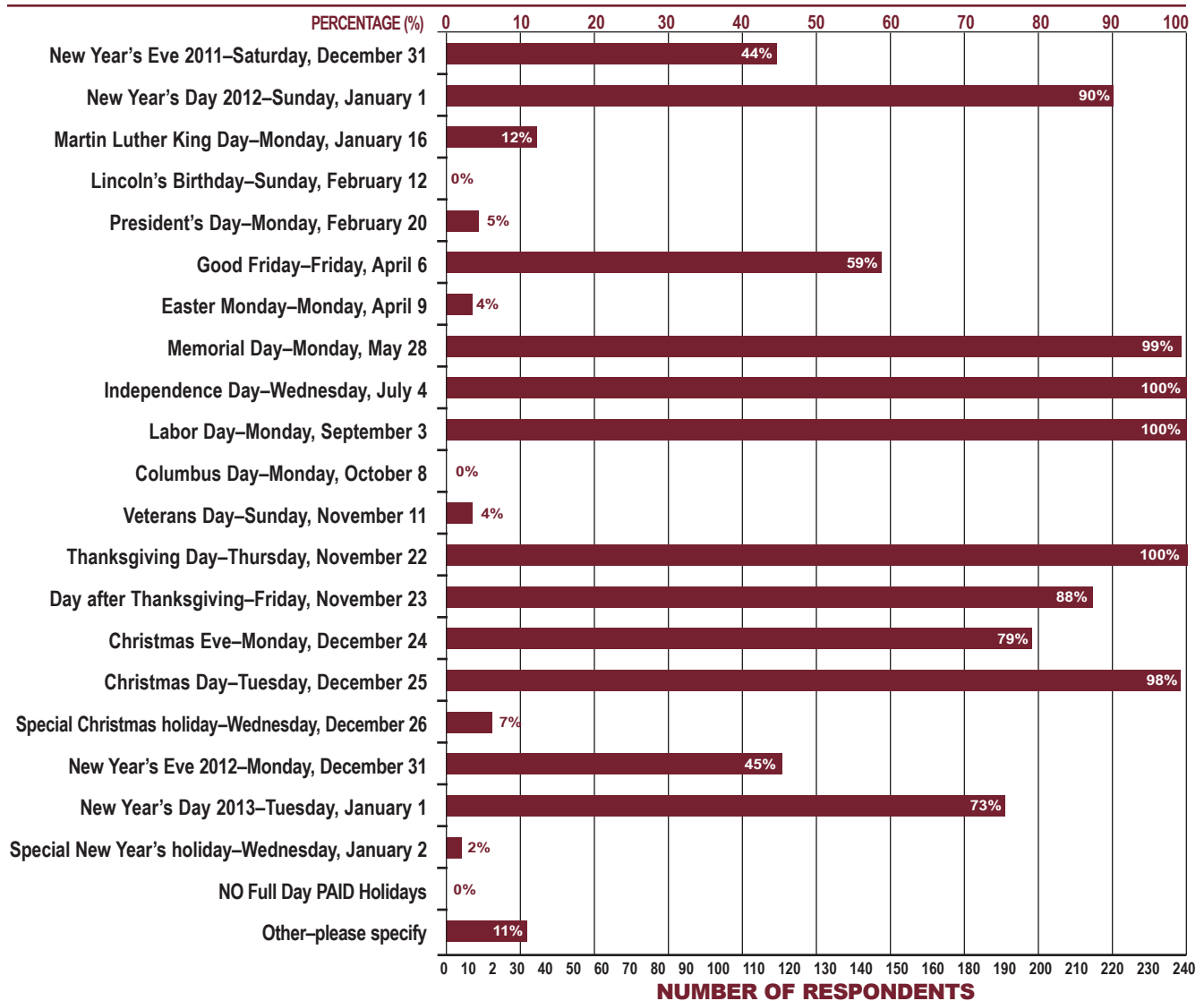
The IMA's Annual Holiday Report highlights employers' plans on select holidays throughout the year. This year's survey was conducted in August, 2011 and applied to the 2012 calendar year. Four questions were asked ranging from total number of paid days off to a breakdown of full or half day paid holidays, and on which days the member company is actually closed throughout the year. More than 200 IMA members responded. These are the results.

The majority of respondents provide at least 10 full day paid holidays per year, including New Year's Eve, New Year's Day, Good Friday, Memorial Day, Independence Day, Labor Day, Thanksgiving Day and the day after Thanksgiving, Christmas Eve, and Christmas Day.

How many paid holidays do you provide your employees (not including personal days)?

6 or fewer days	12	5%
7 days	29	12%
8 days	40	17%
9 days	46	19%
10 days	76	32%
11 days	30	12%
12 or more days	7	3%
Total	240	100%

FULL DAY PAID HOLIDAYS



2012 IMA Holiday Report published by the Illinois Manufacturers' Association

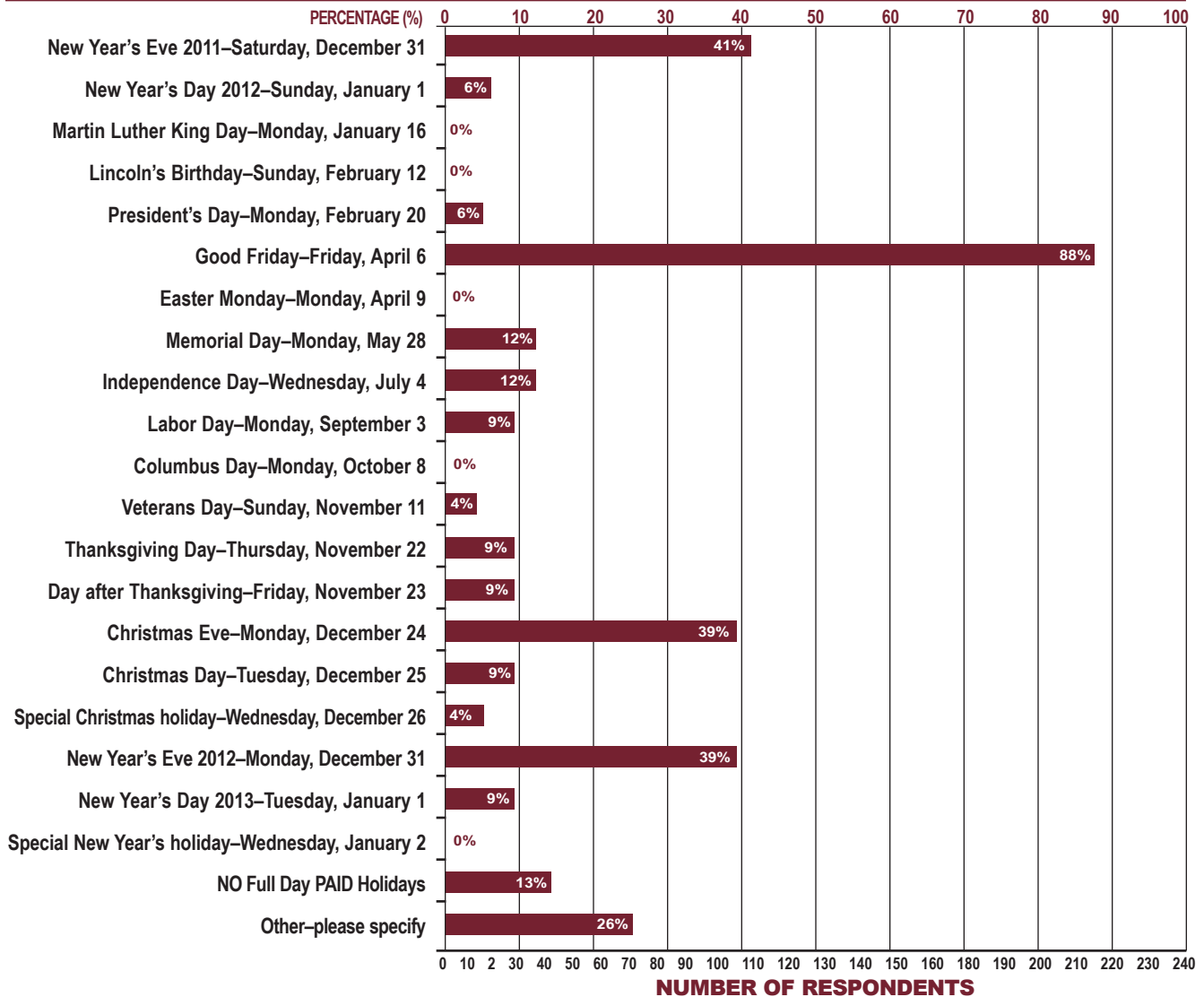
1211 W. 22nd St., Suite 620 • Oak Brook, IL 60523
Telephone: 630-368-5300 • Fax: 630-218-7467

220 East Adams St. • Springfield, IL 62701

Telephone: 217-522-1240 • Fax: 217-522-2367

<http://www.ima-net.org> ••• toll-free: 800-875-4462

HALF DAY PAID HOLIDAYS

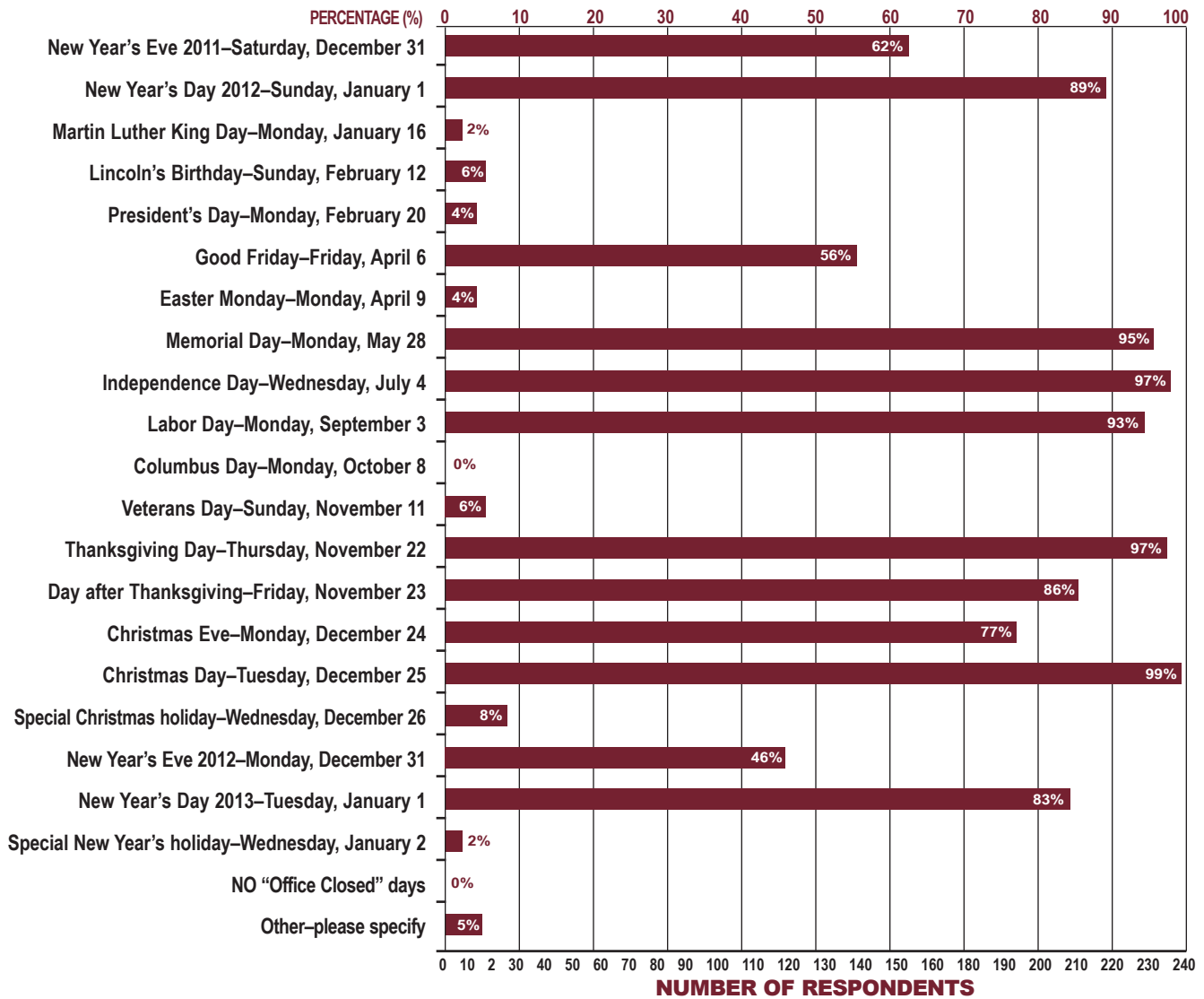


Historically many manufacturing plants continue to operate with skeleton crews or reduced shifts on paid holidays. However, this does not always represent the majority. In 2012, a few major holidays fall on a weekend day so many companies are closing down on a special or additional day. The percentage of respondents who actually close down operations completely on certain holidays is shown at right.

Less than two percent of respondents close down on non-traditional holidays such as Martin Luther King Day, Lincoln's Birthday, Columbus Day and Veterans Day.

New Year's Day	90%
Good Friday	59%
Memorial Day	99%
Labor Day	100%
Thanksgiving Day	100%
Day after Thanksgiving	88%
Christmas Eve	79%
Christmas Day	98%
New Year's Eve	45%

OFFICE CLOSED



Thanks to all those who responded for making this report possible. If you have any feedback regarding additional information you might like to see in next year's report, or have questions, please contact Janie Stanley, Revenue & Grant Administrator, at 800-875-4462 x3020 or email jstanley@ima-net.org.

Order the IMA's 2011-2012 Annual Compensation and 2010-2011 Benefits Reports today!

Conducted with the assistance of RSM McGladrey, the IMA's 2010-2011 Benefits Report contains data on employers' plans for a variety of different benefit plans in addition to holiday information. The IMA's 2011-2012 Compensation Report contains actual wage rates for 186 job descriptions related to manufacturing.

To order your full copies of the IMA's 2010-2011 Benefits Report and/or the IMA's 2011-2012 Compensation Report, contact Janie Stanley at 800-875-4462, x1-3020 or email jstanley@ima-net.org.